



SUBJECT	DESCRIPTION OF TASK	RESOURCES
Reading	<p>Watch read, write, inc daily videos on youtube (9.30am)  <u>Read, write Inc activities</u>                      On the Oxford Owl website there are activities to support recognition of sounds in words. Included at the bottom of the pack is an activity for the s and f sounds. There are many more on the website.</p>	<p><a href="https://www.youtube.com/channel/UCo7fbLgY2oA_cFCI9GdxtQ">https://www.youtube.com/channel/UCo7fbLgY2oA_cFCI9GdxtQ</a></p> <p><a href="https://home.oxfordowl.co.uk/?s=phonics&amp;posttype=search=post%2Cpage%2Cproject%2Cfind_a_book%2Cebooks%2Cactivities%2Cjargon_buster%2Cvideo">https://home.oxfordowl.co.uk/?s=phonics&amp;posttype=search=post%2Cpage%2Cproject%2Cfind_a_book%2Cebooks%2Cactivities%2Cjargon_buster%2Cvideo</a></p>
	<p>Look at the picture and answer the questions</p> <ol style="list-style-type: none"> <li>1. Where do you think this is?</li> <li>2. Why is the white cat putting its paw up?</li> <li>3. What are the other cats doing/thinking?</li> <li>4. How is the black cat feeling? Why?</li> </ol>	
Spelling	<p>Practise year 1 common exception words</p> <ol style="list-style-type: none"> <li>1. School</li> <li>2. Where</li> <li>3. My</li> <li>4. She</li> <li>5. Of</li> </ol>	<ul style="list-style-type: none"> <li>• Write your words in fancy writing (curly, dotty, bubble)</li> <li>• Write your words in sentences</li> <li>• Write your words using capital letters</li> </ul>
Maths	<p><b>Mental Maths</b>                      Can you add these numbers in your head quickly?                      First add the ones then the tens.                      First add the tens then add the ones</p>	<p>15+2=            10+18=                      35+1=           20+12=                      22+7=           20+16=                      32+6=           17+10=                      23+5=           20+11=                      30+9=           13+20=</p>

<p>Maths puzzle</p>	<p>Solve the maths challenge. Try using objects to help you solve it. You could use items described or cubes, Lego bricks.</p>	
<p>Writing</p>	<p><b>Zog by Julia Donaldson</b> Zog is a very good pupil who always tries his best to get a gold star in each class. What would you do in Dragon School to get a gold star? Write a diary entry from a dragon who goes to dragon school. What did he / she learn today? Write a school report for Zog.</p>	<p>Read the story here <a href="https://www.bbc.co.uk/iplayer/episode/b0bwdw8y/zog">https://www.bbc.co.uk/iplayer/episode/b0bwdw8y/zog</a></p> 
<p>Punctuation and grammar</p>	<p>Draw lines to link the verbs with their meanings.</p>	<p><a href="https://www.oxfordowl.co.uk/api/interactives/24642.html">https://www.oxfordowl.co.uk/api/interactives/24642.html</a></p>

**ACTIVITY** – choose the activities that you would like to do or those that you have the resources to do. You should complete at least five.

Science	RE
<p><a href="https://classroom.thenationalacademy/lessons/what-is-hibernation">https://classroom.thenationalacademy/lessons/what-is-hibernation</a> In this lesson we will be learning all about hibernation. It is really important for certain animals to hibernate to protect themselves during the cold winter months. We will be looking at different animals who hibernate, when they hibernate, what they do to prepare for hibernation and where they go to hibernate.</p>	<p>Read the story of the Good Samaritan using the link <a href="https://www.twinkl.co.uk/resource/t-t-5416-the-good-samaritan-story-powerpoint">https://www.twinkl.co.uk/resource/t-t-5416-the-good-samaritan-story-powerpoint</a> Can you answer Jesus' question – "Which of the three was a neighbour to the man?" How do you think the injured man felt when the first two men walked away? What did the injured man need? Why was it strange that a Samaritan helped? The Good Samaritan made sure the injured man had what he needed. CAFOD works with our neighbours around the world, no matter who they are or what they believe, to make sure they have what they need. Show the children the <i>Helping Our Neighbours</i> PowerPoint</p>

(<https://comeandsee.cafod.org.uk/Year-1-resources> reveal Focus 4) to show how CAFOD helps neighbours.  
 Activity  
 Write a letter or a postcard to someone to show how you have helped a neighbour this week.

Design and Technology      Geography      History

Make a den for the animals to hibernate in



X Factor show  
 Could you and your family create an X Factor show, displaying some of the famous acts we've had in Britain? Dress up, sing, act out! Have fun!

Art

Draw, paint or create a self-portrait of yourself for your new teacher.



PSHE&C

This year has been a very strange one and a one you will remember forever! When you come back to school after the 6 week holidays you will be Year 2. I have spoken to your new teacher to tell her how fantastic you all are but I'm sure she'd love to hear from you. Can you write a letter to your new teacher to tell her all about yourself - what you like, who is in your family, your favourite food, anything at all! A lovely picture to go with it would be fabulous too. In September you can give this to her.

In the World...

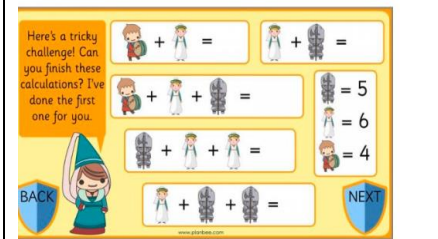
On a template of the world, write/draw ways in which we can show God's love to our neighbours at home and beyond. Share this with someone at home, in your street or in the community.



Physical activity

Try the jumping activities on the card at the end of the document.

Quiz / What if...? / Brainteaser

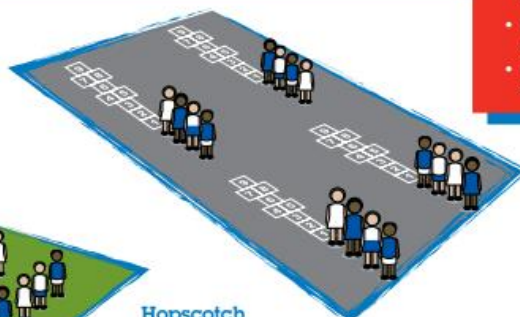
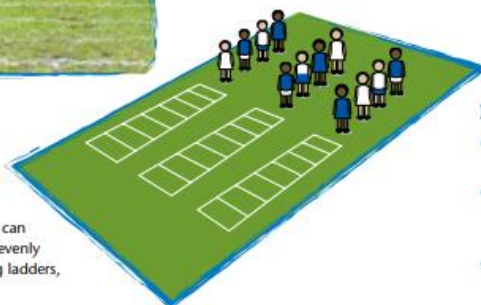


French

<https://www.bbc.co.uk/bitsize/clips/z2p76sg>  
 Watch Barnaby Bear in France. Listen to the greetings, can you guess what the shops sell by their names?

**Use this activity to:**

- warm up for running or jumping type activities
- perform and develop basic hopping and jumping with balance and co-ordination
- link hopping and jumping in various combinations
- develop teamwork and social skills.



### Ladders

- Divide class into groups of threes or fours.
- Mark an area where pupils can perform a sequence of six evenly spaced steps/jumps – using ladders, spots, chalk.
- Children take it in turn to explore different ways of travelling along the ladder.
- Start with simple sets of steps, hops or jumps and progress towards combination sequences.
- Encourage greater speed and rhythm.

### Hopscotch

- Organise teams of four, each with a beanbag and a hopscotch area.
- Player one throws the beanbag into square one, hops over it to square two, continues to hop in single squares and jump in double squares to the end of the grid.
- Player one returns to the start in the same way, collecting the beanbag by balancing on one leg in square two and then hopping in square one, which is now empty.
- Player two completes the same routine and so on until each player has had a turn.
- Players then throw their beanbag into square two and so on until they have had a go at throwing their beanbag into each square in turn.

**Equipment:** • Agility ladders/playground markings  
• Chalk • Spots • Beanbags  
• Ropes as lines.

**Safety:** • Ensure if using ladders that they are suitable for the floor surface (some are suitable for in and outdoor use)  
• Ensure children have been given clear instruction regarding direction of movement when returning to start  
• Ensure there is sufficient space between groups.





## Which Spelling?

- 1 There are lots of different ways to spell the /s/ sound. Look at the pictures below then choose the correct letter or letter group to complete each word. Use the dictionary to help you.

c

sc

s



- 2 Now do the same for the words below which start with the /f/ sound. Use the dictionary to help you.

f



ph



